



**KHSAA TITLE IX
ANNUAL REPORT SUBMISSION
STATUS REPORT
2007-2008**

KHSAA
Form T65
Revised 3/08

TO: KHSAA Member School Superintendents, Principals, and Athletic Directors

FROM: Brigid L. DeVries, Commissioner
Larry Boucher, Assistant Commissioner

DATE: April 18, 2008

School	Christian Academy of Louisville	Reviewed by	Gary W. Lawson
--------	---------------------------------	-------------	----------------

The following is a status report regarding the required 2007 - 2008 Title IX Annual Report submission of forms due into the KHSAA office by April 15, 2008. Appropriate KHSAA Audit Team personnel have reviewed these forms and the following is a summary of this review.

I. Checklist of Forms properly submitted in a satisfactory manner:

X	GE 19 (Annual Verification)	X	T-35 (Budget Expenses)
X	T-1 (Summary Program Chart 1)	X	T-36 (Budget Expenses)
X	T-2 (Summary Program Chart 2)	X	T-41 (Checklist – Overall Interscholastic Program)
X	T-3 (Summary Program Chart 3)	X	T-60 (Corrective Action Plan)
X	T-4 (Summary Program Chart 4)	X	T-63 (Interscholastic Survey Results)

II. Status

A.	X	2007 – 2008 Forms are satisfactory and no further information or action is necessary at this time.
B.		Errors have been noted with respect to the following forms:
C.		The following forms were omitted and must be submitted by school representatives:
D.	X	<p>According to the 2007-2008 data, the school appears to be meeting the standards established in:</p> <p><input type="checkbox"/> Test 1 (Athletic participation is proportionate to enrollment)</p> <p><input type="checkbox"/> Test 2 (History and continuing practice of program expansion)</p> <p><input checked="" type="checkbox"/> Test 3 (Full and effective accommodation of interests and abilities)</p>
E.	X	<p>Other Recommendation and Comments:</p> <p>Even though the response to question #2 on the T-3 form is “yes”, the school appears to be meeting the standard for Test 3. The school currently offers all sanctioned sports for girls at the varsity level. The indicated interest referred to in question #2 on form T-3 is in lacrosse which is non-sanctioned, but still the school is addressing the interest. In the benefits area, athletic spending appears to be within acceptable parameters.</p>



KENTUCKY HIGH SCHOOL ATHLETIC ASSOCIATION
2007-2008 ANNUAL VERIFICATION OF TITLE IX PROCEDURES
 (To be submitted by April 15, 2008 along with other required forms)

KHSAA Form GE19
Rev. 12/07

The Christian Academy of Louisville High School, Louisville, Kentucky
 (Name of High School) (City)

certifies to the Kentucky High School Athletic Association that the following is an accurate and true representation of the facts surrounding compliance with 20 U.S.C. Sections 1681-1688, et. Seq. (also known as Title IX)

I certify the following provisions in accordance with records at the school contained in the permanent Title IX file, at least one copy of which must be maintained in the Principal's office, and to the best of my knowledge have completed the following tasks.

Established a gender equity committee at the high school. (list committee personnel and provide attachment if necessary)

Name	Address	Phone	Title
		(Supt., Principal, Student, Parent, Coach, Etc.)	
Cindy Anderson	12316 Crosswinds Dr.	Louisville, KY 40243	502-245-1941 Parent
Britanny Bierbaum	15601 Crystal Valley Way	Louisville, KY 40299	502-261-2891 Student
Karen Buchanan	2223 Wynnewood Circle	Louisville, KY 40222	502-339-7935 Parent
Sadie Erickson	2001 Spotswood Lane	Fisherville, KY 40023	502-245-5676 Student
Bill Gray	10917 PineView Ct.	Louisville, KY 40299	502-267-7604 Coach/Parent
Darin Long	15423 Beckley Hills Dr.	Louisville, KY 40245	502-245-5175 Asst.Prin/Par/Coach
Andrea Roussel	2904 Palemetto Circle Apt.E 24	Louisville, KY 40299	502-244-3225 Asst. AD/Coach

Scheduled a minimum of three meetings during the 2007-2008 school year on the following dates:

January 8, 2008
February 19, 2008 cancelled...email update regarding survey sent March 26, 2008
April 14, 2008

Designated the following person(s) as the Title IX coordinator for the school:

Name	Title	Address	Phone
Steve Shubert	Athletic Director	700 So. English Station Rd	502-244-3225

Designated the following person(s) as the Title IX coordinator for the district:


Name	Title	Address	Phone
Steve Shubert	Athletic Director	700 So. English Station Rd.	502-244-3225

School personnel are continuing to make periodic reviews of the boys' and girls' athletics program reflected in the Corrective Action Plan.

In addition to the above information, the above referenced school maintains a complete permanent file relative to Title IX records including copies of the self-assessment audit, all corrective action plans, and other related materials.


Principal's Signature

4/4 2008
Date


Superintendent Signature


School Board Chairpersons' Signature

(Send original copy to KHSAA - Maintain duplicate in Title IX school folder)

2007-2008
ACCOMMODATION OF INTERESTS AND ABILITIES
SUMMARY PROGRAM CHART 1

KHSAA
Form T1
Rev.12/07

Participation Opportunities Test One

		(Column 1)	(Column 2)	(Column 3)	(Column 4)
	Program	Enrollment	Percentage of Total Enrollment	Number of Interscholastic Participants (double and triple count)	Percentage of Total Participation
Row 1	GIRLS	329	50.62	255	37.50 %
Row 2	BOYS	321	49.38	425	62.50 %
Row 3	Totals	650	100%	680	100%

Instructions:

*Number of 8th grade students & below used in Column 3 and Column 4 calculations if applicable: 62

- 1) Determine the total number of girls enrolled, (place in Row 1, Column 1). Determine the total number of boys enrolled, (place in Row 2, Column 1).
- 2) Add the total number of girls and boys enrolled to determine total enrollment, (place in Row 3, Column 1).
- 3) Calculate the percentage of total enrollment that is female. (Divide Row 1, Column 1 by Row 3, Column 1 and place in Row 1, Column 2.) Calculate the percentage of total enrollment that is male. (Divide Row 2, Column 1 by Row 3, Column 1 and place in Row 2, Column 2.) Note: Row 1, Column 2 plus Row 2, Column 2 should total 100%.
- 4) Ask the head coaches to review the most updated eligibility or squad lists for their teams. Ask coaches to confirm the names of those individuals who are on the team as of the first date of regular season competition, and cross out the names of those who were cut from the team or quit the team prior to the first regular season competitive event. Determine the total number of interscholastic athletics participants that are girls, (and place in Row 1, Column 3). In order to determine the total number of athletics participants, an individual should be counted each time he or she participates on a team. For example, if Jane Doe competes on the varsity volleyball team, the junior varsity volleyball team, the junior varsity basketball team, and the varsity softball team, she should be counted as four participants (do not include club or intramural sports participants, cheerleaders, dance teams, or pom squads). Calculate the same way for boys and girls. * In addition, should 8th grade students and below play on a Freshman, Junior Varsity, or Varsity team, they should also be counted for each team and sport on which they participate. If applicable, please asterisk the above notation as to how many 8th grade students & below are included in the totals.
Using the same procedure, determine the total number of interscholastic athletic participants that are boys, (and place in Row 2, Column 3). Add Row 1, Column 3 plus Row 2, Column 3 to get total participants and place in Row 3, Column 3.
- 5) Calculate the percentage of female participation. (Row 1, Column 3 divided by Row 3, Column 3 and place in Row 1, Column 4.) Calculate the percentage of male participation. (Row 2, Column 3 divided by Row 3, Column 3 and place in Row 2, Column 4.) Note: Row 1, Column 4 plus Row 2, Column 4 should total 100%.

Note: While being within three percent is not a formal compliance standard; if the percent listed in Row 1, Column 4 is within 3% of Row 1, Column 2, then it provides a good target within which compliance is likely.

Principal's Signature:  Date: REVISED 4/17/08

**2007-2008
ACCOMMODATION OF INTERESTS AND ABILITIES
SUMMARY PROGRAM CHART 2**

KHSAA
Form T2
Rev. 12/07

Participation Opportunities Test Two

			Column 1	Column 2	Column 3	Column 4	Column 5
Program			Number of Teams Currently Offered	Number of Participants	Number of Teams Added Since the beginning of the 2003-2004 School Year	Current Number of Participants for each team added Since the beginning of the 2003-2004 School Year	Percent of Total Participation By Sex Added Since the beginning of the 2003-2004 School Year
GIRLS	Row 1	varsity:	10	150	0	0	
	Row 2	j.v.:	7	86	1	7	
	Row 3	frosh:	2	19	0	0	
	Row 4	total:	19	255	1	7	275%
BOYS	Row 5	varsity:	9	247	0	0	
	Row 6	j.v.:	6	138	1	16	
	Row 7	frosh:	2	40	1	26	
	Row 8	total:	21	425	2	42	98%

- 1) For Column 1, list the number of interscholastic teams offered for girls and boys at each competitive level (varsity, junior varsity, and freshman). For girls, total each of the entries in Rows 1, 2, and 3 into Row 4. For boys, total Rows 5, 6, and 7 into Row 8.
- 2) For Column 2, list the number of participants at each level. For girls, total each of the entries in Rows 1, 2, and 3 into Row 4. For boys, total Rows 5, 6, and 7 into Row 8. **Note:** The totals in Row 4 for girls and in Row 8 for boys must be the same as the totals in Form T-1, Column 3, Rows 1 and 2 respectively.
- 3) For Column 3, list the number of interscholastic teams that have been added in the last five years at each competitive level. Count each team added during the 5 year period only one time. e.g. Girl's junior varsity soccer was added 3 years ago, count the team only once, not 3 times. For girls, total the entries in Rows 1, 2, and 3 into Row 4. For boys, total Rows 5, 6, and 7 into Row 8.
- 4) For Column 4, list the number of participants that are **currently** on each level of the teams that were added in the last five years. If a team was added previously but no longer exists, there are no current participants to be added for that team. For girls, total the entries in Rows 1, 2, and 3 into Row 4. For boys, total Rows 5, 6, and 7 into Row 8.
- 5) For Column 5, calculate the percentage of participants that have been added in the last five years. For girls, take the number in Column 4, Row 4 and divide by the number in Column 2, Row 4. For boys, take the number in Column 4, Row 8 and divide it by the number in Column 2, Row 8.

Note: If the percentage of current participants added in the last five years is 25% or greater, compliance with Test Two may be possible. If less than 25%, then compliance with Test Three should be analyzed. **CAUTION:** 25% is not a formal compliance standard.

Principal's Signature: _____

Date: _____

REVISED 4/17/08

**2007-2008
ACCOMMODATION OF INTERESTS AND ABILITIES
SUMMARY PROGRAM CHART 2**

KHSAA
Form T2
Rev. 12/07

Participation Opportunities Test Two

		Column 1	Column 2	Column 3	Column 4	Column 5	
Program		Number of Teams Currently Offered	Number of Participants	Number of Teams Added Since the beginning of the 2003-2004 School Year	Current Number of Participants for each team added Since the beginning of the 2003-2004 School Year	Percent of Total Participation By Sex Added Since the beginning of the 2003-2004 School Year	
GIRLS	Row 1	varsity:	10	150	0		
	Row 2	j.v.:	7	86	1		
	Row 3	frosh:	2	19	0		
	Row 4	total:	19	255	1	7	2.75%
BOYS	Row 5	varsity:	9	247	0		
	Row 6	j.v.:	6	138	1	16	
	Row 7	frosh:	2	40	1	26	
	Row 8	total:	21	425	2	42	9.88%

- 1) For Column 1, list the number of interscholastic teams offered for girls and boys at each competitive level (varsity, junior varsity, and freshman). For girls, total each of the entries in Rows 1, 2, and 3 into Row 4. For boys, total Rows 5, 6, and 7 into Row 8.
- 2) For Column 2, list the number of participants at each level. For girls, total each of the entries in Rows 1, 2, and 3 into Row 4. For boys, total Rows 5, 6, and 7 into Row 8. **Note:** The totals in Row 4 for girls and in Row 8 for boys must be the same as the totals in Form T-1, Column 3, Rows 1 and 2 respectively.
- 3) For Column 3, list the number of interscholastic teams that have been added in the last five years at each competitive level. Count each team added during the 5 year period only one time. e.g. Girl's junior varsity soccer was added 3 years ago, count the team only once, not 3 times. For girls, total the entries in Rows 1, 2, and 3 into Row 4. For boys, total Rows 5, 6, and 7 into Row 8.
- 4) For Column 4, list the number of participants that are currently on each level of the teams that were added in the last five years. If a team was added previously but no longer exists, there are no current participants to be added for that team. For girls, total the entries in Rows 1, 2, and 3 into Row 4. For boys, total Rows 5, 6, and 7 into Row 8.
- 5) For Column 5, calculate the percentage of participants that have been added in the last five years. For girls, take the number in Column 4, Row 4 and divide by the number in Column 2, Row 4. For boys, take the number in Column 4, Row 8 and divide it by the number in Column 2, Row 8.

Note: If the percentage of current participants added in the last five years is 25% or greater, compliance with Test Two may be possible. If less than 25%, then compliance with Test Three should be analyzed. **CAUTION:** 25% is not a formal compliance standard.

Principal's Signature: 

Date: _____

REVISED 4/17/08

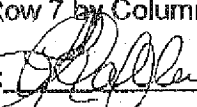
KHSAA
Form T4
Rev.12/07

2007-2008
ACCOMODATION OF INTERESTS AND ABILITIES
SUMMARY PROGRAM CHART 4

Levels of Competition Test One

		Column 1	Column 2	Column 3
Girls	Team Levels	Number of Teams Currently Offered	Number of Participants	Percentage of Participants at Each Level
Row 1	varsity:	10	150	58.82 %
Row 2	j.v.:	7	96	33.73 %
Row 3	frosh:	2	19	7.45 %
Row 4	total:		255	100%
Boys				
Row 5	varsity:	9	247	58.12 %
Row 6	j.v.:	6	138	32.47 %
Row 7	frosh:	2	40	9.41 %
Row 8	total:		425	100%

- 1) Column 1, list the number of interscholastic teams offered for girls and boys at each competitive level; varsity, junior varsity, and freshman. (Refer to Form T-2, Accommodation of Interests and Abilities, Summary Program Chart 2, Column 1.)
- 2) For Column 2, list the number of participants at each level. For girls, total the entries in Rows 1, 2, and 3 into Row 4. For boys, total the entries in Rows 5, 6, and 7 into Row 8. (Refer to Form T-2, Accommodation of Interests and Abilities, Summary Program Chart 2, Column 2.)
- 3) For Column 3, calculate the percentage of female and male participants at each level.
For girls' varsity, junior varsity, and frosh, respectively:
 - Divide Column 2, Row 1 by Column 2, Row 4, and place the percentage in Column 3, Row 1
 - Divide Column 2, Row 2 by Column 2, Row 4, and place the percentage in Column 3, Row 2.
 - Divide Column 2, Row 3 by Column 2, Row 4, and place the percentage in Column 3, Row 3.
 -
 For boys' varsity, junior varsity, and frosh, respectively:
 - Divide Column 2, Row 5 by Column 2, Row 8, and place the percentage in Column 3, Row 5.
 - Divide Column 2, Row 6 by Column 2, Row 8, and place the percentage in Column 3, Row 6.
 - Divide Column 2, Row 7 by Column 2, Row 8, and place the percentage in Column 3, Row 7.

Principal's Signature: 

Date: _____

Copyright 1999, Good Sports, Inc., Title IX and Gender Equity Specialists. All rights reserved.

REVISED 4/17/08

CAL

KHSAA
Form T3
Rev. 12/07

**2007-2008
ACCOMMODATION OF INTERESTS AND ABILITIES
SUMMARY PROGRAM CHART 3**

Participation Opportunities Test Three

FOR ANY QUESTION ANSWERED "YES" IDENTIFY THE RESPECTIVE SPORT(S).

	GIRLS (Yes / No)	BOYS (Yes / No)
1. For a sport <u>not</u> currently offered in your interscholastic athletics program, is there sufficient interest to form a viable interscholastic team based on participation on an intramural team.	No	No
2. For a sport <u>not</u> currently offered, is there sufficient interest, based on the responses to your most recent Student Interest Survey, to form a viable interscholastic team for a sport not currently offered. If yes, what sport?	Yes	Yes
3. For a sport currently offered at the junior varsity or freshman level is there sufficient interest, based on your most recent Student Interest Survey, to form a varsity team not currently offered?	No	No
4. For a sport currently offered at the varsity level only, is there sufficient interest, based on your most recent Student Interest Survey, to form a viable team for a junior varsity or freshman team that is not currently offered?	No	No
5. If you answered YES to question (1), (2), (3), or (4), are there enough high schools in the geographic area offering the sport (at the appropriate level) to allow for the development of a reasonable schedule of competition?	Yes	Yes

Plans to Address Interest:

Lacrosse with 73 boys and 81 girls responding presents the greatest interest. We have met with a group of parents who have formed club teams. Our problem is lack of field space given that we currently service high school and middle school teams, boys and girls teams from our present facilities. We would have to accommodate a minimum of 4 additional teams to add lacrosse (2 high school, 2 middle school). We have communicated to this constituency that we would need to make some strategic decisions and plans to add lacrosse as our current field space has been maxed out.

Locally, some of the schools have "club" teams while others are non-KHSAA sanctioned school teams. None of these schools have the combination of high school and middle school AND male and female athletes.

Principal's Signature:  Date: 4/15/08

CAL

KHSAA
Form T4
Rev.12/07

**2007-2008
ACCOMODATION OF INTERESTS AND ABILITIES
SUMMARY PROGRAM CHART 4**

Levels of Competition Test One

		Column 1	Column 2	Column 3
Girls	Team Levels	Number of Teams Currently Offered	Number of Participants	Percentage of Participants at Each Level
Row 1	varsity:	10	150	51.02 %
Row 2	j.v.:	9	115	39.12 %
Row 3	frosh:	4	29	9.86 %
Row 4	total:	23	294	100%
Boys				
Row 5	varsity:	9	247	49.80 %
Row 6	j.v.:	8	184	37.10 %
Row 7	frosh:	4	65	13.10 %
Row 8	total:		496	100%


- 1) Column 1, list the number of interscholastic teams offered for girls and boys at each competitive level; varsity, junior varsity, and freshman. (Refer to Form T-2, Accommodation of Interests and Abilities, Summary Program Chart 2, Column 1.)
- 2) For Column 2, list the number of participants at each level. For girls, total the entries in Rows 1, 2, and 3 into Row 4. For boys, total the entries in Rows 5, 6, and 7 into Row 8. (Refer to Form T-2, Accommodation of Interests and Abilities, Summary Program Chart 2, Column 2.)
- 3) For Column 3, calculate the percentage of female and male participants at each level.
 For girls' varsity, junior varsity, and frosh, respectively:
 - Divide Column 2, Row 1 by Column 2, Row 4, and place the percentage in Column 3, Row 1
 - Divide Column 2, Row 2 by Column 2, Row 4, and place the percentage in Column 3, Row 2.
 - Divide Column 2, Row 3 by Column 2, Row 4, and place the percentage in Column 3, Row 3.
 -
 For boys' varsity, junior varsity, and frosh, respectively:
 - Divide Column 2, Row 5 by Column 2, Row 8, and place the percentage in Column 3, Row 5.
 - Divide Column 2, Row 6 by Column 2, Row 8, and place the percentage in Column 3, Row 6.
 - Divide Column 2, Row 7 by Column 2, Row 8, and place the percentage in Column 3, Row 7.

Principal's Signature: *[Signature]* Date: 4/15/08

**2007-2008
ACTUAL EXPENDITURES - PROGRAM COMPARISON CHART 1
TO INCLUDE BOOSTER CLUB FUNDING**

	equipment and supplies		travel		awards		coaches' salaries (to include supplemental and extended employment; dollar amount required)		facilities improvements		publications (if sport-specific)	
	Expenditures		Expenditures		Expenditures		Expenditures		Expenditures		Expenditures	
	School	Booster	School	Booster	School	Booster	School	Booster	School	Booster	School	Booster
G basketball	\$591.34		\$2058.05				\$6,600			\$1,428		
B basketball	\$591.34		\$2058.05				\$6,800			\$1,428		
G softball	\$3282.10		\$850.06				\$3,800					
B baseball	\$2853.76		\$19.32				\$4,300					
G cross country	\$894.00		NA				\$1,850					
B cross country	\$894.00		NA				\$1,850					
G golf	\$2240.25		NA				\$2,400					
B golf	\$1085.00		NA				\$2,400					
G soccer	\$422.73		\$745.00				\$4,350			\$1,950		
B soccer	\$441.85		\$425.00				\$3,250			\$1,950		
G swimming	\$1475.18		NA				\$2,100					
B swimming	\$1475.17		NA				\$2,100					

1. Total expenditures on T-35 and T-36 on the 2007-2008 year report due by April 15, 2008, should reflect the total monies spent (rounded off to nearest dollar) for the entire school year of 2006-2007 ending June 30, 2007.
 2. Booster Club Funding/Contributions must be included in the above expenditures total. (Note: It is illegal for coaches to be paid by Booster Clubs - Reference KHSAA Bylaw 27)

Principal's Signature: 

Date: 4/16/08

**2007-2008
ACTUAL EXPENDITURES - PROGRAM COMPARISON CHART 2
TO INCLUDE BOOSTER CLUB FUNDING**

	equipment and supplies		travel		awards		coaches' salaries (to include supplemental and extended employment; dollar amount required)	# of Coaches for all levels / # of Teams for all levels	facilities improvements		publications (if sport-specific)	
	School	Booster	School	Booster	School	Booster			School	Booster	School	Booster
G track	\$791.15		\$240				\$2,850	2 / 1	\$37,122			
B track	\$791.15		\$240				\$2,850	2 / 1	\$37,121			
G tennis	\$1590.70						\$2,700	2 / 2				
B tennis	\$2210.10		\$118.81				\$2,600	2 / 2				
G volleyball	\$634.75						\$4,100	3 / 3				
B wrestling	NA											
G Field Hockey	\$244.00						\$4,500	3 / 2	\$3,900			
B football	\$15953.95		\$1555.00				\$13,000	8 / 3				
G (list sport)												
B (list sport)												

- Total expenditures on T-35 and T-36 on the 2007-2008 year report due by April 15, 2008, should reflect the total monies spent (rounded off to nearest dollar) for the entire school year of 2006-2007 ending June 30, 2007.
- Booster Club Funding/Contributions must be included in the above expenditures totals. Indicate percentage of total expenditures for each gender: (if disparities are obvious, list on your Corrective Action Plan (T-60) what action you will take to correct the problem).

Gender	Expenditures	Percentage
Boys	\$ 110,362.00	53.55 %
Girls	\$ 95,710.00	46.45 %
Total:	\$ 206,072.00	100%

Principal's Signature:



Date:

4/15/08

2007-2008 KHSAA TITLE IX ATHLETICS AUDIT
Checklist - Overall Interscholastic Athletics Program

KHSAA
 Form T41
 Rev. 12/07

DIRECTIONS:

For the Areas of Compliance (Opportunities and Benefits) listed on the left hand side of the page, place a checkmark under the appropriate column identifying whether your school provided an advantage to the Girls' Program, or to the Boys' Program or to Neither Program. A review of T-35 and T-36 spending patterns might be helpful in completing this form.

Areas of Compliance:	ADVANTAGE TO:		
	GIRLS' PROGRAM	BOYS' PROGRAM	NEITHER PROGRAM
OPPORTUNITIES			
Accommodation of Interest and Abilities			X
BENEFITS			
Equipment and Supplies			X
Scheduling of Games and Practice Time			X
Travel and Per Diem Allowances			X
Coaching			X
Locker Rooms, Practice and Competitive Facilities			X
Medical and Training Facilities and Services			X
Publicity			X
Support Services			X
Athletic Scholarships			NA
Tutoring			NA
Housing and Dining Facilities and Services			NA
Recruitment of Student Athletes			NA

If an advantage is shown, corrective action should be shown on T-60 (Corrective Action Plan).



**2007-2008 INTERSCHOLASTIC
ATHLETICS SURVEY**
Summary of Student Responses

KHSAA
Form T63
Rev.12/07

School Name: Christian Academy of Louisville

Enrollment
(9-12 Grade): 650 (SHOULD AGREE WITH FORM T-1, COLUMN 1, ROW 3)

Number of 9-12 Grade Students Surveyed: 506

Number of 8th Grade Students Surveyed: None

Date: March 26, 2008

Completed By: March 28, 2008

Instructions:

1. Summarize the Student Athletics Interest Surveys Form T-61 by listing the total number of responses on the line next to each sport.
2. Under the Other Category please provide a listing of the sports as well as the number of students who are interested in participating.
3. Please sign and date this Summary Form (T-63) and mail this Summary Form only to the KHSAA by April 15, 2008. Do not mail the student surveys (Form T-61). However, these Forms should be maintained in your files in the event they are requested subsequently.

506 Number of Surveys
506 Total Returned (*A minimum of 80% return is expected*)
9-12 Grades Surveyed (*Should be grades 9-11 and 8th grade if school has a feeder system*)

How Was The Survey Administered? 482 on line during English class / 24 manually during English Class

(e.g. was it given in all English classes, or all home rooms, or advisee/advisor?)

KHSAA Sanctioned Fall Sports (*List Total Number of Participation Responses*)

<u>32</u>	Cross Country (Girls)	32
<u>29</u>	Cross Country (Boys)	25 / 4
<u>84</u>	Football (Boys)	76 / 8
<u>23</u>	Golf (Girls)	
<u>30</u>	Golf (Boys)	26 / 4
<u>53</u>	Soccer (Girls)	52 / 1
<u>45</u>	Soccer (Boys)	42 / 3
<u>41</u>	Volleyball (Girls)	38 & 3

Winter Sport (*List Total Number of Participation Responses*)

Form T-63
Rev. 12/07

<u>34</u>	Basketball (Girls)	32 & 2
<u>64</u>	Basketball (Boys)	61 & 3
<u>37</u>	Indoor Track (Girls)	36 & 1
<u>37</u>	Indoor Track (Boys)	32 & 5
<u>49</u>	Swimming & Diving (Girls)	46 & 3
<u>19</u>	Swimming & Diving (Boys)	18 & 1
<u>40</u>	Wrestling (Boys)	35 & 5

Spring Sport (*List Total Number of Participation Responses*)

<u>49</u>	Baseball (Boys)	47 & 2
<u>43</u>	Fast Pitch Softball (Girls)	
<u>46</u>	Tennis (Girls)	45 & 1
<u>31</u>	Tennis (Boys)	26 & 5
<u>52</u>	Track (Girls)	49 & 3
<u>62</u>	Track (Boys)	56 & 6

Non-KHSAA Championship Sports (*From Student Survey T-61 Question 10*)

<u>110</u>	Archery	104 & 6
<u>52</u>	Field Hockey	51 & 1
<u>103</u>	Bowling	98 & 5
<u>19</u>	Gymnastics (Boys)	18 & 1
<u>41</u>	Gymnastics (Girls)	38 & 3
<u>60</u>	Ice Hockey	57 & 3
<u>73</u>	Lacrosse (Boys)	64 & 9
<u>81</u>	Lacrosse (Girls)	79 & 2
<u>97</u>	Rifle	90 & 7
<u>73</u>	Rodeo	67 & 7
<u>24</u>	Slow Pitch Softball	
<u>32</u>	Volleyball (Boys)	29 & 3
<u>0</u>	Water Polo	
<u>60</u>	Weightlifting	57 & 3

Number of Students who participate in Intramural Sports
(*From Student Survey T-61 Question 5*)

<u>Sport</u>	<u>Number</u>
See attached 2 page summary	

List Intramural Sports students are interested in adding:
(From Student Survey T-61 Question 6)

Form T-63
 Rev. 12/07

<u>Sport</u>	<u>Number</u>
See attached 15 page summary	

Participation in Non-School Sports Activities
(From Student Survey T-61 Question 7)

<u>Sport</u>	<u>Number</u>
See attached 4 page summary	

Reasons for not participating in interscholastic athletics
(From Survey Question 8)

- 74 I prefer other activities such as band, chorus, etc. 72 & 2
- 93 I don't have time 89 & 4
- 34 The practice schedules and game times are inconvenient
32 & 2
- 56 The sport I like isn't offered
- 34 It's too expensive 32 & 2
- 28 I prefer to participate in club or intramural sports
- 72 Working 71 & 1
- 69 Other: 64 & 5

Student Suggestions to encourage participation

See attached 15 pages of responses


 Principal's Signature


 Date

SCHOOL NAME

2007-2008

TITLE IX

Christian Academy of Louisville

CORRECTIVE ACTION PLAN

DIRECTIONS:

1. For Column 1, indicate the intended area (Opportunities or Benefits) which needs corrective action in order to achieve gender equity. For Column 2, write the suggested change or activities that will correct the area in need of alteration. For Column 3, include the estimated completion date for the changes or activities.
2. It is possible to attain compliance with Title IX and no longer need "corrective" action. However, the KHSAA strongly encourages compliant schools to identify items for improvement (Column 1), activities to accomplish the improvement (Column 2) and a timetable for completion (Column 3) that will strengthen the athletic program.
3. You may copy this form as needed. Please attach corrective action plans along with audit forms and submit by April 15, 2008.

COLUMN 1 ITEM FOR CORRECTION/ IMPROVEMENT	COLUMN 2 SUGGESTED CHANGE/ ACTIVITIES	COLUMN 3 TIME TABLE FOR CORRECTIVE ACTION/ AND OR COMPLETION DATE
Increase female head coaches	Hire female head coaches	Hired head female softball and golf coaches during 07-08 season

Principal's Signature: 


Date: 4/4/08

Principal's Signature:

A handwritten signature in cursive script, appearing to read "R. P. [unclear]".

Date:

4/4/03




Page 1. [No Page Title Set]

5. Do you participate in intramural sports? If yes, which sports?	% of Respondents	Number of Respondents
No	80.91%	390
aau basketball	0.41%	2
Ballet	0.21%	1
baseball	1.04%	5
basketball	2.70%	13
basketball occasionally	0.21%	1
basketball or softball	0.21%	1
Cheerleading	0.62%	3
cross country, Track	0.21%	1
curling	0.21%	1
dance	0.21%	1
everything	0.21%	1
Field Hockey	0.83%	4
fieldhockey	0.21%	1
Fieldhockey, Basketball	0.21%	1
Football	0.21%	1
football, soccer, softball	0.21%	1
Golf	0.41%	2
golf and softball	0.21%	1
Horseback Riding	0.21%	1
jump roping, field hockey, ice hockey, bowling,	0.21%	1
Lacrosse	2.70%	13
Lacrosse, Ultimate Frizbee	0.21%	1
Ping Pong	0.21%	1
powderpuff	0.21%	1
rugby	0.21%	1

Sawer Soccer	0.21%	1
soccer	1.66%	8
soccer and running	0.21%	1
softball	0.41%	2
Southeast basketball	0.41%	2
Spring Football	0.21%	1
swim and dive	0.21%	1
Swimming	0.62%	3
tennis	0.41%	2
Tournament Paintball and Rifle	0.21%	1
track	0.21%	1
Ultimate Frisbee	0.21%	1
ultimate frisbee	0.21%	1
USA Swimming	0.21%	1
volleyball	0.62%	3
volleyball and softball	0.21%	1
water polo	0.21%	1
wrestling	0.21%	1
	Number of respondents	482
	Number of respondents who skipped this question	1

Survey related resources

[My Home Page](#) | [Site Home Page](#) | [Logout](#) | [Resources](#) | [Help](#) | [Contact](#)



Page 1. [No Page Title Set]

6. Which intramural sports, if any, would you like to see added?

- 1** n/a
- 2** None
- 3** none
- 4** powderpuff football
- 5** powder puff football
- 6** Volleyball, tennis
- 7** lacrosse
- 8** bowling
- 9** dodgeball
- 10** none
- 11** none
- 12** wrestling, bowling, lacrosse,
- 13** N/A
- 14** Lacross
- 15** basketball for high school
- 16** none
- 17** N/A
- 18** badmitton
- 19** volleyball
- 20** none
- 21** none
- 22** Basketball
- 23** None
- 24** volleyball
- 25** Field Hockey
- 26** lacrosse

- 27 none.
- 28 Swimming
- 29 basketball
- 30 Lacrosse
- 31 *
- 32 soccer
- 33 basketball
- 34 none
- 35 ultimate frisbee, hockey, gymnastics
- 36 lacrosse, fight club
- 37 none
- 38 none
- 39 lacrosse
- 40 soccer
- 41 lacrosse
- 42 none
- 43 none
- 44 lacrosse
- 45 lacross, ultimate frisbee
- 46 more fieldhockey (indoor)
- 47 none
- 48 pilates
- 49 swimming
- 50 Lacrosse
- 51 none
- 52 Basketball
- 53 ice hockey
- 54 i dont know
- 55 None
- 56 gymnastics
- 57 lacrosse
- 58 ice hockey
- 59 none
- 60 none

- 61 ice hockey**
- 62 bowling**
- 63 soccer and basketball**
- 64 none**
- 65 none**
- 66 volleyball**
- 67 lacrosse**
- 68 yahtzee**
- 69 Flag Football**
- 70 Basketball**
- 71 none**
- 72 Rifle, Crew, Tournament Paintball,**
- 73 Bananagrams**
- 74 laccross**
- 75 dodgeball**
- 76 none**
- 77 Bowling, Archery**
- 78 Soccer, Basketball, Footbal, Rugby, Lacrosse, Archery, Bowling,**
- 79 Soccer**
- 80 Archery**
- 81 none**
- 82 I don't know if martial arts are considered intramural sports, but if they are I'd like to see one added.**
- 83 synchronized swimming**
- 84 martial arts**
- 85 Lacrosse**
- 86 basketball**
- 87 Basketball, Ping Pong, Ultimate Frisbee**
- 88 none**
- 89 i don't know**
- 90 any**
- 91 lacrosse**
- 92 lacrosse**
- 93 Ultimate**

- 94** basketball
- 95** flag football
- 96** dance
- 97** Lacrosse or as many as provided
- 98** lacrosse
- 99** basketball & football
- 100** paintball
- 101** lacrosse
- 102** soccer
- 103** volleyball
- 104** wrestling
- 105** None
- 106** volleyball (boys)
- 107** dance team
- 108** none
- 109** water polo
- 110** none
- 111** Basketball
- 112** Cheerleading
- 113** cheerleading, dance team
- 114** Archery
- 115** Kindo
- 116** idk
- 117** dance
- 118** curling
- 119** None
- 120** rodeo
- 121** DODGEBALL... and ULTIMATE FRISBEE...and DISC GOLF
- 122** Lacrosse
- 123** none
- 124** none
- 125** rugby
- 126** none
- 127** none

128 waterpolo, dodgeball, curling

129 basketball

130 lacrosse

131 ANY!

132 basketball

133 lacross

134 none.. i cheer

135 Mens Volleyball

136 Basketball, Ultimate Frisby, Flag Football

137 none

138 none

139 ultimate frisbee

140 Wrestling

141 no

142 basketball

143 none

144 none

145 no

146 Lacrosse

147 Ultimate Frisbee

148 none

149 lacrosse

150 weightlifting

151 i dont care

152 hockey

153 none

154 nothing

155 none

156 None

157 none

158 Archery

159 football

160 none

- 161 lacross**
- 162 volleyball**
- 163 dance?**
- 164 none**
- 165 dance team**
- 166 soccer**
- 167 lacrosse**
- 168 none**
- 169 field hockey**
- 170 None**
- 171 none**
- 172 boys volleyball**
- 173 none**
- 174 lacrosse**
- 175 none**
- 176 i dont know**
- 177 none**
- 178 none**
- 179 cricket and molotov**
- 180 Molotov**
- 181 none**
- 182 lacrosse lacrosse lacrosse lacrosse lacrosse**
- 183 dance**
- 184 world of warcraft**
- 185 none, sports are controlled by the man**
- 186 field hockey**
- 187 none**
- 188 tennis**
- 189 cricket**
- 190 none**
- 191 none**
- 192 lacarosse**
- 193 NONE**
- 194 i don't know**

195 none

196 rugbyb

197 football

198 basketball

199 None.

200 i dont know

201 none

202 lax

203 none

204 volleyball for boys and weight lifting classes

205 none

206 none

207 lacrosse

208 dance

209 none

210 ping pong

211 lacrosse

212 none

213 none

214 none

215 fieldhockey

216 archery

217 i don't know

218 none

219 ice curling

220 none

221 none in particular

222 none.

223 Lacrosse

224 Ultimate Frisbee

225 girls football

226 none

227 flag football

228 lacrosse
229 basketball
230 paintball
231 basketball
232 paintball, martial arts
233 none
234 *
235 I wouldn't participate
236 Basketball
237 skiing
238 colorguard
239 none
240 none
241 basketball
242 none
243 ultimate frisbee
244 not sure
245 Lacrosse
246 Hockey
247 basketball
248 none
249 LACROSSE
250 flag football
251 lacrosse
252 N/A
253 none
254 archery
255 none
256 none
257 bodybuilding
258 na
259 I dont know
260 lacrosse, ultimate frisby, kickball
261 none

262 bowling

263 ice hockey and cross country in a different season besides soccer season :)

264 none

265 none

266 Fighting

267 soccer

268 lacross

269 wrestling

270 woffleball

271 Extreme Krokay

272 none

273 football

274 dont care

275 Field Hockey

276 ice hockey

277 field hockey

278 field hockey

279 I would like to see archery added!

280 Lacrosse!!

281 none

282 gymnastics

283 LACROSSE

284 modeling

285 none

286 *

287 water polo

288 Lacrosse

289 none

290 I do not know

291 lacrosse

292 None

293 .

294 flag football

295 dodgeball

296 krochet

297 none

298 softball basketball flag football

299 lacrosse

300 ice skating

301 It doesn't matter.

302 LACROSS, ice skating,

303 Flag football

304 flagfootball

305 rifle team

306 archery

307 Tennis

308 flag football for girls

309 girls football

310 lacrosse

311 soccer

312 none

313 archery

314 cheerleading

315 i don't care?

316 none

317 none

318 cheerleading

319 none!

320 southeast basketball

321 none

322 cheerleading and feild hockey

323 basketball

324 none

325 none

326 gymnastics

327 ...

328 None.

329 *

330 extreme schetlin pony racing

331 none

332 n/a

333 n/a

334 none

335 none

336 lacrosse, bowling

337 none

338 westling, boxing

339 lacrosse

340 none

341 ???

342 none

343 none

344 none

345 dodgeball

346 soccer, basketball, ultimate-frisby, golf

347 none

348 Lacrosse

349 archery

350 jump roping and underwater baseball

351 ultimate frisbee

352 Archery.

353 none

354 none

355 none

356 None

357 powder puff football

358 none

359 lacrosse

360 none

361 none

- 362 none**
- 363 none**
- 364 frisbee**
- 365 yada yada yada yada**
- 366 Lacrosse**
- 367 seinfeld**
- 368 none**
- 369 Rodeo**
- 370 none**
- 371 none**
- 372 none**
- 373 none**
- 374 ham sandwich**
- 375 badmiitten**
- 376 crew**
- 377 none**
- 378 baseball**
- 379 none**
- 380 i don't know**
- 381 arechery**
- 382 Ski Team**
- 383 freerunning**
- 384 Lacrosse**
- 385 ultimate frisbee**
- 386 None**
- 387 none**
- 388 ultimate frisbee, bowling, kick ball,**
- 389 girls football**
- 390 ULTIMATE Frizbee, Free running**
- 391 volleyball and basketball**
- 392 none**
- 393 hot air balloon racing, water polo, dog racing, and lawn bowling.**
- 394 free running**
- 395 none**

- 396 ultimate frisbee, wrestling, rifle**
- 397 bowling**
- 398 lacrosse, ultimate frisbee**
- 399 anything**
- 400 dodgeball**
- 401 nothing**
- 402 Ultimate**
- 403 any**
- 404 crew**
- 405 soccer, basketball, wrestling**
- 406 Paintballing**
- 407 kung fu**
- 408 none**
- 409 none**
- 410 ultimate frisbee**
- 411 curling**
- 412 nothing**
- 413 lacrosse**
- 414 none**
- 415 ultimate frisbee**
- 416 skateboarding**
- 417 nothing**
- 418 Bowling**
- 419 Archery**
- 420 wqkjjewiwje9lej9iewjIEHWh!!!!!!!!!!!!!!!!!!!!!!!!!!!!**
- 421 none**
- 422 none**
- 423 lacrosse, badmitton, hackisack**
- 424 dance**
- 425 none**
- 426 none**
- 427 lacrosse**
- 428 Girls Lacrosse**

429 Lacross

430 lacross

431 Skeet Shooting

432 girls lacrosse

433 ice hockey

434 LACROSSE

435 basketball

436 no

437 none

438 lacrosse

439 lacrosse

440 NONE THATS WHY I DIDNT TYPE ANYTHING BUT I GUESS I HAVE TO ENTER SOME SORT OF A FRICKEN ANSWER

441 Indoor Soccer

442 archery

443 none

444 lacrosse

445 there are no intramural sports. there should be basketball

446 lacrosse

447 dodgeball, bowling, ultimate frisbee

448 lacrosse

449 none

450 none

451 field hockey, lacrosse

452 softball

453 volleyball

454 I don't care

455 I don't know

456 basketball

457 field hockey

458 none

459 none

460 Mud wrestling

461 lacrosse

462 basketball

463 fencing, profesional gaming, profesional paintball

464 none

465 Basketball

466 Ultimate Frisbee

467 none

468 Lacrosse

469 none

470 Lacrosse

471 Table Tennis

472 dodgeball

473 none

474 none

475 Lacross

476 tennis

477 ultimate frisbee

478 none

479 ice hockey


480 volleyball

481 ultimate frisbee

482 bowling

Survey related resources

[My Home Page](#) | [Site Home Page](#) | [Logout](#) | [Resources](#) | [Help](#) | [Contact](#)



Page 1. [No Page Title Set]

7. Do you participate in non-school sport activities? if yes, which sports?	% of Respondents	Number of Respondents
No	53.11%	256
club volleyball	0.21%	1
volleyball	0.21%	1
AAU basketball	0.83%	4
all-star cheerleading	0.21%	1
all-star cheerleading, summer track team	0.21%	1
Ballet	0.21%	1
BASEBALL	0.83%	4
basketball	6.22%	30
basketball baseball	0.21%	1
basketball, golf	0.21%	1
Basketball, Soccer	0.21%	1
bible bowl	0.21%	1
cheer, gymnastics	0.21%	1
cheerleading	0.62%	3
cheerleading and dance	0.41%	2
cheerleading, gymnastics, horsebackriding	0.21%	1
club volleyball	0.21%	1
competitive cheerleading	0.21%	1
competitive swimming	0.21%	1
cycling	0.21%	1
dance	1.24%	6
dance	0.21%	1
easter pageant	0.21%	1
fastpitch softball	0.21%	1
Field Hockey	1.04%	5


Fieldhockey	0.21%	1
football and basketball	0.21%	1
Football with friends	0.21%	1
free runing	0.21%	1
Girls Lacrosse	0.21%	1
Golf	2.28%	11
golf and softball	0.21%	1
Golf, Basketball	0.21%	1
golf, soccer, basketball	0.21%	1
golf, tennis	0.21%	1
gymnastics, trampoline and tumbling	0.21%	1
hockey	0.41%	2
horse back riding	0.21%	1
horse show	0.21%	1
horsebaack riding	0.21%	1
Horseback Riding	0.83%	4
horsebackriding	0.21%	1
ice hockey	0.41%	2
ice skating	0.21%	1
ldk	0.21%	1
IFHCK	0.41%	2
ifhck field hockey	0.21%	1
ifhck fieldhockey	0.21%	1
Krav Maga	0.21%	1
lacrosse	7.26%	35
lacrosse and ice hockey	0.21%	1
Lacrosse, Basketball	0.21%	1
lyndon basebal	0.21%	1
marching band	0.21%	1
martial arts	0.21%	1
Motocross	0.41%	2
motocross, paintball	0.21%	1
mra basketball	0.21%	1

Occasional Ultimate Frisbee	0.21%	1
paintball	0.62%	3
Paintball (?), Basketball	0.21%	1
paintball with real guns	0.21%	1
paseball/paintball	0.21%	1
professional wrestling	0.21%	1
riding horses	0.21%	1
rock climbing, mountain biking	0.21%	1
sailing	0.21%	1
Shaoulin Kenpo	0.21%	1
showing horses	0.21%	1
snowboard	0.21%	1
soccer	2.90%	14
soccer and basketball	0.21%	1
Soccer, Lacrosse, Swimming	0.21%	1
soccer, swimming	0.21%	1
softball	1.04%	5
summer softball	0.21%	1
Swim Team	0.21%	1
swimming	1.45%	7
Swimming and Diving	0.21%	1
TaeKwonDo	0.21%	1
tennis	1.04%	5
tennis clinic and team	0.21%	1
the martial art, krav maga	0.21%	1
Tornament Paintball, Rifle and SCUBA lesson	0.21%	1
travel fastpitch softball	0.21%	1
Triton Swim Team	0.21%	1
Triton Swimming	0.21%	1
tumble	0.21%	1
United Soccer	0.21%	1
USTA tennis	0.21%	1
volleyball	1.04%	5
water polo	0.21%	1

weightlifting	0.21%	1
world of warcraft	0.21%	1
ymca swimming	0.21%	1
Number of respondents		482
Number of respondents who skipped this question		1

Survey related resources

[My Home Page](#) | [Site Home Page](#) | [Logout](#) | [Resources](#) | [Help](#) | [Contact](#)



Page 1. [No Page Title Set]

10. Do you have any suggestions to encourage participation?

- 1 no**
- 2 advertising**
- 3 No**
- 4 bigger trophies**
- 5 no**
- 6 PLAY LACROSSE**
- 7 make it cost less money**
- 8 no**
- 9 none**
- 10 more recruiting**
- 11 lower the fees,**
- 12 more JV Events**
- 13 lose weight your fat**
- 14 BETTER COACHES WHO CARE ABOUT THEIR PLAYERS.**
- 15 none**
- 16 no**
- 17 its fun, you meet lots of people, helps you exercise**
- 18 no**
- 19 none**
- 20 no**
- 21 no**
- 22 no**
- 23 No sir.**
- 24 no**
- 25 More options.**
- 26 Nope.**

27 It is fun to play sports and exercise.

28 actually have good teams

29 Sponsor a boy's lacrosse team

30 Sports Fair

31 none

32 just have fun

33 nooo

34 yes fliers, or new equipment

35 niet

36 baseball lights

37 none

38 Free chocolates on tuesdays and thursdays to encourage the game of lacrosse.

39 no

40 no

41 School Sponsor Girls Lacrosse, and make it a sanctioned sport throughout the state.

42 none

43 none

44 make it not dependent on if you play in the off season or not.

45 Field hockey is amazing!

46 none

47 pay them

48 pay the athletes

49 no

50 Baseball Lights

51 Devotion

52 nope

53 pay athletes

54 No

55 none

56 no

57 no

58 no

59 no

60 not really

61 no

62 let us have our sports team jacket on during school

63 none

64 no

65 no

66 Play Lacrosse!

67 no

68 Build a pool on campus

69 No

70 no

71 This school has the suckiest selection of sports

72 Stop making us do stupid surveys.

73 give more attention to the under appreciated sports like track, cross country, swimming, etc

74 give away free things

75 no

76 Better/More Sports

77 Whips

78 no

79 Offer larger selection

80 no

81 no

82 no

83 lower costs

84 get Lacrosse sanctioned by the school

85 no

86 Give it a try

87 no

88 more convenient schedules

89 less practice during the summer

90 no

91 sanction lacrosse

92 No

93 its too expensive

94 no

95 less expensive

96 Provide Lacrosse

97 sanction lacrosse

98 no

99 no

100 lacrosse would be fine

101 no

102 teach students more about each sport

103 hgyfgfgfgyf

104 No

105 no

106 Less Expensive

107 It is a great way to get involved in your school.

108 give out money

109 no

110 More than 1 team

111 Let team meet coach before tryouts. Be wise when picking choice for coach!!

112 let the team meet the coach before tryouts

113 offer a larger selection

114 Make marching band an official sport

115 no

116 nope

117 no

118 No

119 fliers

120 study hall?

121 no

122 no

123 no

124 ttyl brb gtg jp bs jk :) gtg..bye

125 1. allowing more people into CAL 2. sports not being so serious, we're still in highschool

126 no

127 sports kick off day (rally day)

128 no

129 have lacrosse

130 lower prices

131 pay the kids who are playing

132 no

133 it keeps you in shape and you make new friends

134 Ummm.....Lower prices of food

135 More student attendance and support of school teams

136 none really

137 no

138 no sir

139 year round sport

140 no

141 no

142 no

143 none

144 no

145 Less Expensive

146 yes

147 tell them how fu it is

148 no

149 no

150 no

151 no

152 idkk

153 it should be fun

154 No

155 no

156 lts fun

157 yes

158 no

159 not really

160 no

161 no no no

162 make it less expensive and less time commitment

163 offer more selection of sports

164 More flexible practice times or alternate practice times each week. Example monday practice after school and tuesday pratce would start at like 5. and so on,

165 no

166 not really

167 No

168 no

169 nope

170 no

171 no

172 no

173 no

174 no

175 nope

176 no

177 stop being lazy

178 pay the players a salary

179 field lacrosse teams

180 no

181 world of warcraft

182 nope

183 no

184 no

185 no

186 get paid

187 Get paid

188 no

189 nope

190 NONE

191 no

192 Tell how it forms great relationships/friendships. And helps physical fitness.

193 none

194 more convenient

195 no

196 yes

197 Nope.

198 sure

199 no, just play if your good and have the heart to stick with it

200 no spring break trips

201 no

202 add boys volleyball n weight lifting

203 have more invitations to join

204 great job

205 more effort into the athletics

206 talk to your parents

207 nope

208 do what you like

209 no

210 it fun to get out and play with other people

211 It's fun

212 no

213 nope

214 no

215 no

216 no

217 no

218 Its fun

219 Get wrestling at m school.

220 no

221 no suggestions

222 no.

223 No

224 More Flexible Schedules, Garunteed playing time on any branch of the team (not necessarily the Varsity team)

225 no

226 none

227 maybe have a litle suppot for the cheerleaders but its too late cause we all quit

228 make lacrosse a KHSAA sport

229 not as time consuming

230 More clubs should be allowed and we need sponsors to do what they're supposed to do and SPONSOR US!!!

231 no

232 no

233 no

234 *

235 No

236 No

237 no

238 no

239 none

240 no

241 no

242 no

243 no

244 alternative scheduling

245 No

246 No

247 more Hockey

248 build a pool

249 no

250 more sport choices

251 offer lacrosse as a school sport!!!

252 special beginner, non-serious teams?

253 Nope

254 no

255 Work hard and it'll pay off...especially in competitions(marching band)

256 no

257 no

258 sports are fun fo sho

259 na

260 ..I am not sure

261 make lacrosse a school sport!!!!!!!!!!!!!!!!!!!!!!!!!!!!!!!!!!!!!!

262 foin it's fun

263 no

264 no

265 no

266 no

267 no

268 more about sign ups

269 no

270 no

271 no

272 let other kids kids from other schools be allowed easier into our school, some kids do not even want to play because they know we cant recieve any new players. The only ones are the kids who have been here all their life.

273 No

274 no

275 make more sports available

276 leniant times

277 playing sports is a great way to make close friends

278 no

279 No.

280 no

281 no

282 no

283 negative

284 showering with myself

285 no suggestions

286 cheaper costs

287 just go play

288 Add lacrosse as a school affiliated sport. More people would get involved

289 no

290 No

291 No

292 .

293 publisize the sports more and offer more unique sports

294 no

295 no

296 offer free money to play

297 no

298 have it to get a school credit such as a class

299 don't know.

300 no

301 No

302 add lacross

303 *

304 no

305 no

306 nope

307 Make it more easily known as to where and when informational meetings about sports teams are.

308 nooooo

309 cheaper & good coaches

310 stay in shape and have fun

311 no

312 no

313 no

314 school involment

315 nope.

316 make lacrosse a school sport

317 no

318 no

319 make joining a team cheaper!!!!

320 don't cut people

321 nope

322 no

323 get a lacrosse team

324 put lacrosse a a school sponsored sport!

325 no

326 no

327 no

328 NO.

329 *

330 pass out HGH

331 no

332 no

333 no

334 no

335 Sponsor CAL Lacrosse!

336 make the practices more convenient, include more obscure sports

337 no

338 no

339 allot practice time/ field availability to non-sanctioned sports, like lacrosse, and hire competent coaches.

340 no

341 no

342 ???

343 no

344 none

345 lower athletic fees and lessen time requirements

346 no, not really

347 make intrameural and available sports

348 no

349 no

350 give steroids and hgh or any other performance enhancing drugs, to pay the players

351 no

352 Nope.

353 listen to the student voices about the sports they want to play

354 no

355 no

356 No

357 none

358 posters

359 no

360 no

361 Too many fees, 5\$ here 5\$ there when does it ever end? Always something new to pay for at this school. Make the full fee up front.

362 no

363 no

364 no

365 make flyers

366 no

367 no

368 dfhllasasdfhlaerotczxnm

369 posters

370 Pay people to play

371 no

372 no

373 no

374 nope

375 suck it up and play a sport you nerds

376 I have none.

377 nope

378 no

379 TELL OTHERS TO PLAY SPORTS

380 no

381 nope

382 no

383 No

384 Just Do it

385 no

386 no

387 No

388 none

389 not so long of practices or not every day

390 nope

391 no

392 be more considerate to those who aren't very athletic but want to try

393 free food!!!

394 nope

395 no

396 no

397 no

398 The school needs to refocus on Jesus for a change

399 no

400 tell the students more good things about the teams and sports offered

401 no

402 no

403 no

404 no

405 offer more sports

406 none

407 nope

408 no

409 no

410 announcements on intercom

411 reward athletes who participate with extra jeans days, special lunches, etc

412 nope

413 make lacrosse a khsaa sport

414 none

415 no

416 no

417 no

418 no

419 no

420 more clubs

421 FRICKIN DANCE TEAM

422 no

423 no

424 LACROSSE

425 nope

426 none

427 no

428 nope

429 Sure..If you join sports you'll get to know more people. Maybe people you usually dont hang out with.

430 naaaahh bro

431 no

432 Don't ask

433 no

434 not really

435 better than sitting at home

436 Have it sanctioned

437 no

438 more team spirit!!

439 yes if lacrosse was a sanctioned sport i would totally play it but its not

440 nope

441 No

442 No

443 no

444 no

445 no

446 have more intramurals

447 no

448 no

449 no

450 no

451 no

452 No

453 no

454 No

455 No

456 No

457 no

458 no

459 no

460 no

461 Meet people, have fun,

462 no

463 actually announce stuff about track meets and tell people to come and cheer us on as much as they do for basketball

464 no

465 No

466 no

467 no

468 no

469 Yes sponsor a lacrosse team

470 no

471 Sponser the boys Lacrosse team!!!!

472 No.

473 offer money

474 no

475 no

476 no

477 no

478 make marching band a sport!!!!!!!!

479 Let everyone know exactly what the sport is and a schedule

480 You should make it seem less scary and intense, but we should still be competitive.

481 no

482 no

Survey related resources

[My Home Page](#) | [Site Home Page](#) | [Logout](#) | [Resources](#) | [Help](#) | [Contact](#)